

Patient Portal Introduction

Welcome to our Online Patient Portal

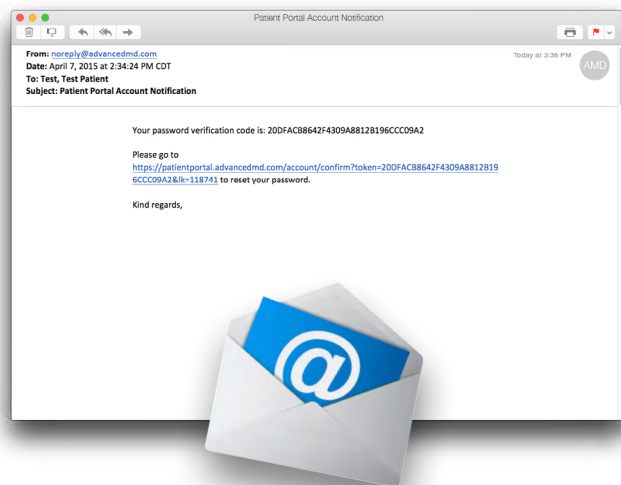
At National Centers for Pain Management & Research, we want to utilize technology to improve communication between our providers and their patients. Your understanding of the treatment you are receiving is a key component to successfully reducing your pain. Our online patient portal is the place you can go to access your information such as upcoming appointments, procedures you have had, and medications prescribed. You may also send us secure messages via the patient portal. The following are steps you need to complete to gain access to the portal.



Step 1:

Receive your Patient Portal invitation

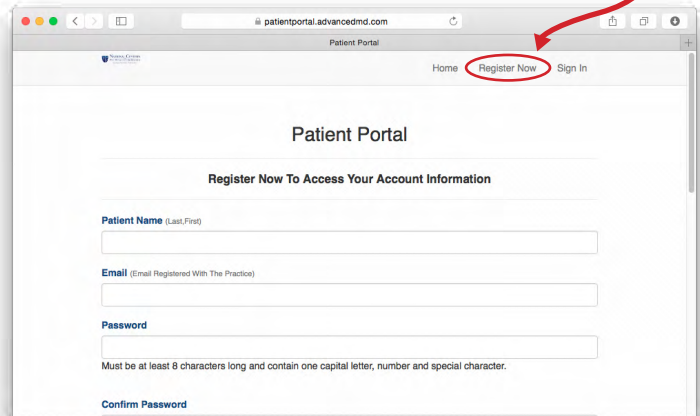
- Please give us your email address so that we may send you an invitation to register within the portal.
- The invitation to access the portal will come to the email address you provided.




Step 2:

Register yourself within the Patient Portal

- Once you click on the link in your invitation email, it will take you to the patient portal.
- You will need to register in order to create a **username** and **password** for future access to the portal.

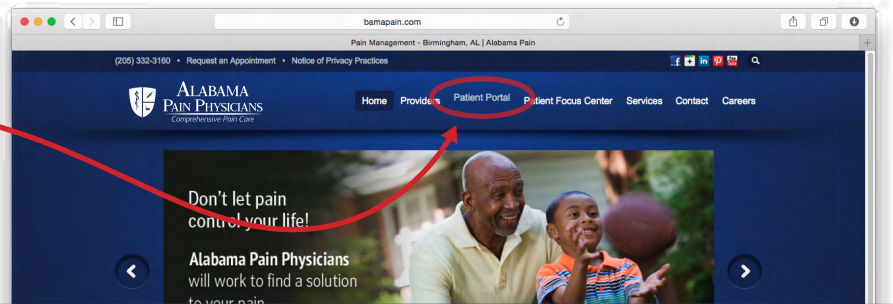




Patient Portal Introduction

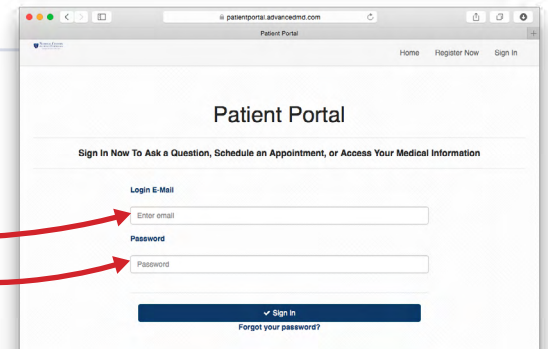
Step 3: Accessing the Patient Portal after you register

- Access the Internet and go to our website: **bamapain.com**
- Click on Patient Portal which will open the portal so that you can sign in and view your information or send us a secure message.



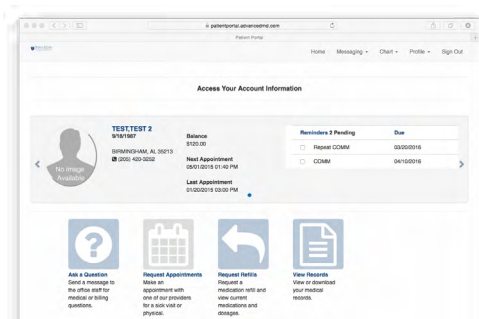
Step 4: Signing into the Patient Portal

- Once you have registered, you will then be able to log into the portal using your **email address** and the **password** you created when you registered (**Step 2**).



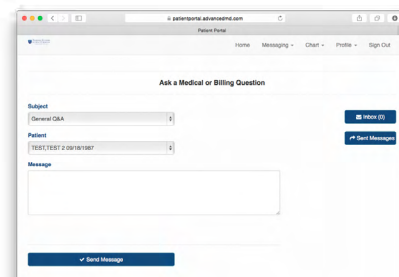
Access your information online

Once you log in, you'll have access to a summary of your account information and many more options.



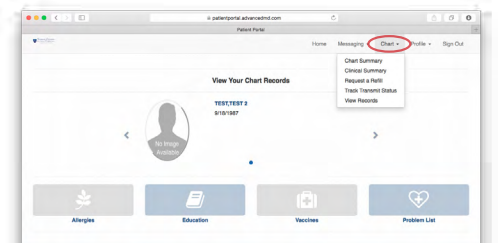
Send a secure message

You can send a secure message requesting general information or billing information.



View your health information

If you select Chart at the top right of the screen you will see a drop down menu of items you can view.



These instructions and more can be found at www.bamapain.com

